诚招全国代理商：
Recruitment of National Agents:

湖南台劲数控机械有限公司
HUNAN TAIJIN CNC MACHINERY CO., LTD

广东台劲数控机械有限公司
GUANGDONG TAIJIN CNC MACHINERY CO., LTD

地址：湖南省邵阳市邵阳经济开发区国际数控产业园 1-22 地块
电话 :0739-5361333
E-mail:taijinmc@126.com
网址 :Http://www.taijinmc.com

ADDRESS: Plot 1-22, International CNC Industrial Park,
Shaoyang Economic Development Zone,
Shaoyang City, Hunan Province

TEL: 0739-5361333
EMAIL: taijinmc@126.com
WEBSITE: Http://www.taijinmc.com

企业微信公众号　　企业抖音号

TAIJIN台劲

NUMERICAL

NUMERICAL CONTROL
MACHINE TOOL

给世界一台
高品质的数控机械

Give the world one
High quality CNC machinery

湖南台劲数控机械有限公司

COMPANY PROFILE
公司简介

湖南台劲数控机械有限公司源于台湾台中 TEISPEE CO. LTD，2012 年进驻东莞市成立台劲机械厂，是一家集高端数控机械的研发、生产、销售、服务于一体，拥有 10 余年行业经验、能够为客户提供优质装备及智能化整体解决方案的国家高新技术企业。

台劲数控产品涵括：高速钻攻中心、高速双头钻攻中心、立式加工中心、卧式加工中心、龙门加工中心、五轴加工中心等系列机械设备，广泛应用于 3C 电子、自动化、新能源汽车、航空航天、精密模具、医疗器械、船舶、工程机械等领域。

台劲数控位于邵阳经济技术开发区的邵阳国际数控产业园内，生产基地设立在湖南、广东两地，占地面积约108亩，配套产业园区970亩，厂房面积达50000平，员工200余人，年度机床产能逾3000台。公司下设铸造事业部、机加事业部、光机事业部、钣金事业部、整机事业部五大生产部门，配套齐全。
公司配备专业研发与售后团队，设立一个博士工作站，实现企业自主创新和科技成果产业化。研发团队人数占全体员工比例超 10%，拥有专利 20 余项。公司长期与日本三菱、发那科、THK、台湾新代、上银、银泰、德国 INA 等国际知名企业保持着深度合作。

公司严格执行 ISO9001 质量管理体系，长期推行 6S 管理。为服务好全球的客户，台劲数控设立了各个区域的销售、售后办事处，竭诚为全球客户提供全面、便捷、高品质的服务支持。台劲数控始终坚持以市场和客户需求为导向，以品质、创新为驱动，以高质量的产品和服务为名片，立足广东、湖南，走向全球，必将成为世界高端数控机械“ 民族品牌 ”。

Hunan Taijin CNC Machinery Co., Ltd. originated from Taichung Teispee Co. Ltd. in Taiwan. In 2012, it entered Dongguan and established Taijin Machinery Factory. It is a national high-tech enterprise that integrates the research and development, production, sales, and service of high-end CNC machinery, with more than 10 years of industry experience and the ability to provide customers with high-quality equipment and intelligent overall solutions.

Taijin CNC products include a series of mechanical equipment such as high-speed drilling and tapping centers, high-speed double head drilling and tapping centers, vertical machining centers, horizontal machining centers, gantry machining centers, and five axis machining centers. They are widely used in 3C electronics, automation, new energy vehicles, aerospace, precision molds, medical equipment, ships, engineering machinery, and other fields.

Taijin CNC is located in the Shaoyang International CNC Industrial Park in the Shaoyang Economic and Technological Development Zone. It's production bases are located in Hunan and Guangdong, covering an area of approximately 108 acres. The supporting industrial park covers 970 acres, with a factory area of 50000 square meters and over 200 employees. The annual machine tool production capacity exceeds 3000 units. The company has five major production departments: Foundry Division, Machining Division, Optical and Mechanical Division, Sheet Metal Division, and Complete Machine Division, with complete supporting facilities.The company is equipped with a professional R&D and after-sales team, and a doctoral workstation is established to achieve independent innovation and industrialization of scientific and technological achievements. The R&D team accounts for over 10% of all employees and holds over 20 patents. The company has maintained deep cooperation with internationally renowned enterprises such as Mitsubishi, Fanuc, THK, Taiwan New Generation, Shangyin, Yintai, and INA from Germany for a long time.

The company strictly implements the ISO9001 quality management system and has been implementing 6S management all along To serve global customers well, Taijin CNC has established sales and after-sales offices in various regions, dedicated to providing comprehensive, convenient, and high-quality service support for global customers. Taijin CNC always adheres to the market and the customer demand orientation, driven by quality and innovation, with high-quality products and services as the business card. Based in Guangdong and Hunan, and going out to the global, it will inevitably become a "national brand" of high-end CNC machinery in the world.

IN PRODUCTION
生产环境





严格的检测系统
Strict detection system

对质量与精度的高标准要求是台劲数控一直持之以恒的目标，也是台劲数控每一员工特有的品质，我们一直把产品质量视为公司参与市场竞争的核心。正是台劲全体员工强烈的产品质量意识，使台劲数控赢得了客户的一致好评。

The high standard requirements for quality and accuracy have always been a persistent goal of Taijin CNC, and it is also a unique quality of every employee of Taijin CNC. We have always regarded product quality as the core of the company's participation in market competition. It is the strong product quality awareness of all employees of Taijin that has earned Taijin CNC unanimous praise from customers.

CATALOG INDEX
目录索引

TJ-T

高速钻攻中心系列
High speed drilling center series

◆ 机床特性
Machine tool characteristics

- 超大型立柱稳固，不变形能高速位移 48m/ 分。
- 超大跨距底座，采取八点支撑结构扎实，高速位移，不震动 、不变形。
- 三轴高速位移，速度快，节省加工时间。
- 低惯性的主轴设计，主轴直联驱动，高稳定性，伺服刀库换刀快速准确。
- 用高功能 AC 主轴伺服马达与人性化的对话式界面，便于操作。

- The super large column is stable and without deformation and can move at a high speed of 48m/minute.
- Super large span base, solid with eight point support structure, high-speed displacement, no vibration and deformation three axis high-speed displacement, fast speed, saving processing time.
- Three axis high-speed displacement, fast speed, saving processing time.
- Low inertia spindle design, direct drive of the spindle, high stability, fast and accurate tool change in the servo tool library.
- Using a high-performance AC spindle servo motor and a user-friendly dialogue interface for easy operation.

◆ 结构特性
Structural characteristics





◆ 采用进口高速稳定主轴，在连续高转速切削下发热小、稳定性好，实现在高速下将振动降到最低。

Adopting imported high-speed stable spindle, it has low heat generation and good stability during continuous high-speed cutting, achieving the lowest vibration at high speed.

◆ 重量均匀分布的工作台，刚性和承载能力超强保证机床导轨经久耐用，长期保持精度。

The workbench with evenly distributed weight has strong rigidity and load-bearing capacity, ensuring that the machine tool guide rail is durable and maintains accuracy for a long time.

◆ 应用行业
Application industry



3C 零件加工行业
3C parts processing industry



小型模具行业
Small mold industry

5G 基站通讯盒加工行业
5G communication box processing industry



医疗器械行业
Medical equipment

◆ 高速钻攻中心系列技术参数

Technical parameters of high-speed drilling and attack center series

项目	单位	TJ-T600	TJ-T800	TJ-T1000	TJ-T1300	TJ-T1600	TJ-T1800	TJ-T2000
加工范围 Machine range								
三轴行程 (X/Y/Z) Three axis travel (X/Y/Z)	mm	600/400/300	800/400/300	1000/500/300	1300/500/300	1600/500/300	1800/650/475	2000/650/475
主轴鼻端至工作台面距离 Distance from spindle nose to workbench	mm	150-450	150-450	150-450	150-450	150-450	100-575	100-575
工作台 Worktable								
工作台尺寸 (长 × 宽) Workbench size (length × Wide)	mm	700×400	900x400	1100×400	1400×400	1700×400	1900x650	2100x650
最大承载 Maximum Load	Kg	300	300	450	450	450	700	850
T 型槽 (槽数 - 槽宽 × 间距) T-slot (number of slots - slot width × Spacing)	/	3-14×120	3-14×120	3-14×120	3-14×120	3-14×121	5-18x125	5-18x125
主轴 Spindle								
主轴转速 Spindle speed	rpm	20000	20000	20000	20000	20000	20-20000	20-20000
主轴锥孔 Spindle taper hole	/	BT30	BT30	BT30	BT30	BT30	BT30	BT30
主轴电机功率 (三菱) Spindle motor power (Mitsubishi)	Kw	3.7/5.5	3.7/5.5	3.7/5.5	3.7/5.5	3.7/5.5	3.7/5.5	3.7/5.5
速度 Speed								
快速移动速度 (X/Y/Z) Rapid movement speed (X/Y/Z)	m/min	48/48/48	48/48/48	30/48/48	30/48/48	30/48/48	30/36/36	24/36/36
切削进给速度 (X/Y/Z) Cutting feed rate (X/Y/Z)	m/min	10/10/10	10/10/10	10/10/10	10/10/10	10/10/10	10/10/10	10/10/10
刀库 Magazine								
刀具数量 Number of tools	把 /Grasp	21	21	21	21	21	21	21
刀具最大直径 / 长度 / 重量 Maximum tool diameter/length/weight	/	Φ60mm/200mm/3kg	Φ60mm/200mm/3kg	Φ60mm/200mm/3kg	Φ60mm/200mm/3kg	Φ60mm/200mm/3kg	Φ60mm/200mm/3kg	Φ60mm/200mm/3kg
刀具最大直径 (放满刀 / 空邻刀) Maximum tool diameter (full/empty adjacent tools)	mm	60/80	60/80	60/80	60/80	60/80	60/80	60/80
机床精度 Accuracy								
定位精度 (X/Y/Z) Positioning accuracy (X/Y/Z)	mm	±0.003/300	±0.003/300	±0.003/300	±0.003/300	±0.003/300	±0.003/300	±0.003/300
重复定位精度 (X/Y/Z) Repetitive positioning accuracy (X/Y/Z)	mm	±0.003	±0.003	±0.003	±0.003	±0.003	±0.003	±0.003
其它 Other								
气源 / 气压 Air source/pressure	/	280L/min 6~8bar	280L/min 6~8bar	280L/min 6~8bar	280L/min 6~8bar	280L/min 6~8bar	280L/min 6~8bar	280L/min 6~8bar
机床电气总容量 Total electrical capacity of the machine tool	KVA	15	15	15	15	15	20	20
水箱容积 Water tank capacity	L	160	180	220	220	230	400	400
机床外型尺寸 (长 × 宽 × 高) Machine tool external dimensions (length × wide × High)	mm	1800×2470×2370	2200×2600×2700	2700×2620×2370	3200×2620×2370	3850×2620×2370	4500×2700×2760	5200×2700×2760
机床重量 Machine weight	kg	3300	3500	3900	4000	4100	5200	6000

注：该机械规格随品质提高有所变更，对此恕不通知！ The mechanical specifications are subject to change with the increase in quality！

T1000-2

高速双头钻攻中心

High speed double head drilling center

◆ 机床特性

Machine tool characteristics

- 基础大件采用优质树脂砂造型，高强度 HT300 铸铁材料铸造而成。
- 具备较高的主轴转速，位移速度快，换刀时间短。
- 机身采用稳固超大底座、高刚性大跨距人字型立柱，高速切削不振动不变形。
- 实现主轴在高转速下，将震动降到最低。
- 运用于汽车配件、小型模具、医疗器械等行业的小型板类、盘类、壳体类零件加工。

- The basic components are made of high-quality resin sand molding and high-strength HT300 cast iron material.
- Equipped with high spindle speed, fast displacement speed, and short tool change time.
- The body adopts a stable and oversized base, a high rigidity and large span herringbone column and high-speed cutting does not vibrate and deform.
- Achieve the spindle to minimize vibration at high speed.
- Used in the processing of small plate, plate, and shell parts in industries such as automotive parts small molds, and medical devices.

◆ 技术参数

Technical Parameter

项目	单位	T1000-2
加工范围 Machine range		
三轴行程 (X/Y/Z) Three axis travel (X/Y/Z)	mm	500/400/320
主轴鼻端至工作台面距离 (选配) Distance from spindle nose to workbench (optional)	mm	150-470
工作台 Worktable		
工作台尺寸 (长 × 宽) Workbench size (length × Wide)	mm	1100×420
最大承载 Maximum Load	Kg	600
T 型槽 (槽数 - 槽宽 × 间距) T-slot (number of slots - slot width × Spacing)	mm	3-14×120
主轴 Spindle		
主轴直径 / 主轴间距 Spindle diameter/spindle spacing	mm	Φ100/500
主轴锥孔 / 主轴转速 Spindle cone hole/spindle speed	rpm	BT30/20-20000rpm(机械 /Machinery）*2
主轴电机功率 (三菱) Spindle motor power (Mitsubishi)	Kw	3.7/5.5*2
主轴电机额定扭矩 Rated torque of spindle motor	N.m	14.1/21*2
速度 Speed		
快速移动速度 (X/Y/Z1/Z2) Fast moving speed (X/Y/Z1/Z2)	m/min	48/48/48/48
切削进给速度 Feed rate	m/min	0-10
刀库 Magazine		
刀具数量 Number of tools	把 /Grasp	21T*2
刀具最大直径 / 长度 / 重量 Maximum tool diameter/length/weight	/	Φ60mm/200mm/3kg
刀具最大直径 (放满刀 / 空邻刀) Maximum tool diameter (full/empty adjacent tools)	mm	60/80
机床精度 Accuracy		
定位精度 (X/Y/Z1/Z2) Positioning accuracy (X/Y/Z1/Z2)	mm	±0.003/300
重复定位精度 (X/Y/Z1/Z2) Repetitive positioning accuracy (X/Y/Z1/Z2)	mm	±0.003
其它 Other		
直线导轨规格 (X/Y/Z1/Z2) Linear guide rail specifications (X/Y/Z1/Z2)	mm	滚珠(Ball)35/ 滚珠(Ball)35/ 滚柱(Ball)35/ 滚柱(Ball)35
滚珠丝杆规格 (X/Y/Z) Ball screw specifications (X/Y/Z)	mm	3216/3216/3216/3216
气源 / 气压 Air source/pressure	/	320L/min 6~8bar
机床电气总容量 Total electrical capacity of the machine tool	KVA	22
水箱容积 Water tank capacity	L	240
机床外型尺寸 (长 × 宽 × 高) Machine tool external dimensions (length × wide × High)	mm	2100×2550×2410
机床重量 Machine weight	kg	4800

注：该机械规格随品质提高有所变更，对此恕不通知！ The mechanical specifications are subject to change with the increase in quality！

TJ-V

立式加工中心系列
Vertical machining center series

◆ 机床特性
Machine tool characteristics

- 高强度高级铸铁结构，各轴滑轨全支撑，工作台无悬空现象，刚性佳，确保精度。
- 立柱底部为“A”字型高刚性结构设计。
- Y 轴电机后置设计，便于维修。
- 广泛运用于模版、模具加工、气配加工、发动机箱体、机械机件加工等重型切削加工。

- High strength advanced cast iron structure, fully supported slide rails for each axis, no suspended worktable, excellent rigidity, ensuring accuracy.
- The bottom of the column is designed as an "A" shaped high rigid structure.
- The rear design of the Y-axis motor facilitates maintenance.
- Widely used in heavy-duty cutting processes such as templates, mold processing, gas parts processing, engine casing, and mechanical parts processing.

◆ 结构特性
Structural characteristics





◆ 采用三轴一体式铸铁工作台，延展性佳，抗震能力优异，确保极致的加工精度。

Adopting a three-axis integrated cast iron workbench, it has excellent ductility and seismic resistance, ensuring the ultimate machining accuracy.

◆ 三轴均采用高精度双螺帽预压之精密滚珠螺杆配合两端支撑座的锁拉设计，能消除传动背隙并预先补偿温升造成之误差，确保定位精度。

Precision ball screw with high-precision double nut preloading for all three axes combined with the locking design of the support seats at both ends, it can eliminate the transmission backlash and compensate for the errors caused by temperature rise in advance to ensure positioning accuracy.

◆ 应用行业
Application industry

5G 通讯行业
5G communication industry

医疗器械行业
Medical device industry

五金、自动化及阀体加工行业
Hardware, Automation, and Valve Body Processing Industry

汽车配件行业
Automotive parts industry

◆ 立式加工中心系列技术参数

Technical parameters of vertical machining center series

项目	单位	TJ-V856A	TJ-V856B	TJ-V1060A	TJ-V1060B	TJ-V1170A	TJ-V1170B	TJ-V1270A	TJ-V1270B
加工范围 Machine range									
三轴行程 (X/Y/Z) Three axis travel (X/Y/Z)	mm	800/550/600	860/500/600	1000/600/600	1000/600/600	1100/650/700	1100/650/700	1200/700/700	1200/700/600
主轴鼻端至工作台面距离 Distance from spindle nose to workbench	mm	110-710	125-725	120-720	70-670	120-720	120-720	175/875	87-687
工作台 Worktable									
工作台尺寸 (长 × 宽) Workbench size (length × Wide)	mm	1000×500	1000×500	1200×600	1300x600	1200×600	1200×600	1360×700	1360×700
最大承载 Maximum Load	Kg	650	650	800	800	800	800	1000	1000
T 型槽 (槽数 - 槽宽 × 间距) T-slot (number of slots - slot width × Spacing)	/	5-18×90	5-18×100	5-18×100	5-18×100	5-18×100	5-18×100	5-18×120	5-18×122
主轴 Spindle									
主轴转速 Spindle speed	rpm	直联 12000 (Direct connection)	皮带 (Belt)8000/10000	直联 12000 (Direct connection)	皮带 (Belt)10000	直联 12000 (Direct connection)	皮带 (Belt)10000	皮带 (Belt)8000	皮带 (Belt)8000
主轴锥孔 Spindle taper hole	/	BT40	BT40	BT40	BT40	BT40	BT40	BT50	BT50
主轴电机功率 Spindle motor power	Kw	7.5/11	7.5/11	7.5/11	11/15	11/15	11/15	15/18.5	15/18.5
速度 Speed									
快速移动速度 (X/Y/Z 轴) Rapid movement speed (X/Y/Z axis)	m/min	48/48/48	36/36/16	36/36/36	24/24/18	36/36/36	24/24/18	24/24/24	24/24/18
切削进给速度 feed rate	m/min	10/10/10	10/10/10	10/10/10	10/10/10	10/10/10	10/10/10	10/10/10	10/10/10
刀库 Magazine									
刀具数量 Number of tools	把 /Grasp	24	24	24	24	24	24	24	24
刀具最大直径 / 长度 / 重量 Maximum tool diameter/length/weight	/	Φ75mm/300mm/7kg	Φ75mm/300mm/7kg	Φ75mm/300mm/7kg	Φ75mm/300mm/7kg	Φ75mm/300mm/7kg	Φ75mm/300mm/7kg	Φ110mm/350mm/15kg	Φ110mm/350mm/15kg
刀具最大直径 (放满刀 / 空邻刀) Maximum tool diameter (full/empty adjacent tools)	mm	75/150	75/150	75/150	75/150	75/150	75/150	110/200	110/200
机床精度 Accuracy									
定位精度 (X/Y/Z) Positioning accuracy (X/Y/Z)	mm	±0.004/300	±0.004/300	±0.004/300	±0.004/300	±0.004/300	±0.004/300	±0.005/300	±0.005/300
重复定位精度 (X/Y/Z) Repetitive positioning accuracy (X/Y/Z)	mm	±0.003	±0.003	±0.003	±0.003	±0.003	±0.003	±0.004	±0.004
其它 Other									
气源 / 气压 Air source/pressure	/	280L/min 6-8bar	280L/min 6-8bar	280L/min 6-8bar	280L/min 6-8bar	280L/min 6-8bar	280L/min 6-8bar	280L/min 6-8bar	280L/min 6-8bar
机床电气总容量 Total electrical capacity of the machine tool	KVA	20	20	25	25	25	25	35	35
水箱容积 Water tank capacity	L	400	400	420	420	420	420	420	420
机床外型尺寸 (X×Y×Z) Machine tool external dimensions (X × Y × Z)	mm	2400×2860×2800	2400×2860×2800	2800×2900×3000	2800×2900×3000	3000×2900×3000	3000×2900×3000	3650×3330×3100	3650×3330×3100
机床重量 Machine weight	Kg	5300	5500	6000	6500	6500	6700	8800	9100

注：该机械规格随品质提高有所变更，对此恕不通知！ The mechanical specifications are subject to change with the increase in quality !

◆ 立式加工中心系列技术参数

Technical parameters of vertical machining center series

项目	单位	TJ-V1380A	TJ-V1380B	TJ-V1580A	TJ-V1580B	TJ-V1690A	TJ-V1690B	TJ-V1890A	TJ-V1890B
加工范围 Machine range									
三轴行程 (X/Y/Z) Three axis travel (X/Y/Z)	mm	1300/800/700	1300/800/700	1500/800/700	1500/800/700	1600/900/800	1600/900/600	1800/900/800	1800/900/600
主轴鼻端至工作台面距离 Distance from spindle nose to workbench	mm	190-890	150/850	160-860	130-830	160-960	112-712	160-960	112-712
工作台 Worktable									
工作台尺寸 (长 × 宽) Workbench size (length × Wide)	mm	1400×800	1400×800	1600×800	1700×800	1800×900	1800×900	2000×900	2000×900
最大承载 Maximum Load	Kg	1300	1300	1500	1500	1600	1600	1600	1600
T 型槽 (槽数 - 槽宽 × 间距) T-slot (number of slots - slot width × Spacing)	/	7-18×110	7-18×110	7-22×110	5-22x135	5-22×165	5-22×165	5-22×165	5-22×165
主轴 Spindle									
主轴转速 Spindle speed	rpm	皮带 (Belt)8000	皮带 (Belt)8000	皮带 (Belt)8000	皮带 (Belt)8000	皮带 (Belt)8000	皮带 (Belt)8000	皮带 (Belt)8000	皮带 (Belt)8000
主轴锥孔 Spindle taper hole	/	BT50	BT50	BT50	BT50	BT50	BT50	BT50	BT50
主轴电机功率 Spindle motor power	Kw	15/18.5	15/18.5	15/18.5	15/18.5	15/18.5	15/18.5	15/18.5	15/18.5
速度 Speed									
快速移动速度 (X/Y/Z 轴) Rapid movement speed (X/Y/Z axis)	m/min	20/20/20	15/15/10	20/20/20	12/12/12	12/12/12	12/12/10	12/12/12	12/12/10
切削进给速度 feed rate	m/min	10/10/10	10/10/10	10/10/10	10/10/10	10/10/10	10/10/10	8/8/8	8/8/8
刀库 Magazine									
刀具数量 Number of tools	把 /Grasp	24	24	24	24	24	24	24	24
刀具最大直径 / 长度 / 重量 Maximum tool diameter/length/weight	/	Φ110mm/350mm/15kg	Φ110mm/350mm/15kg	Φ110mm/350mm/18kg	Φ110mm/350mm/18kg	Φ110mm/350mm/18kg	Φ110mm/350mm/18kg	Φ110mm/350mm/18kg	Φ110mm/350mm/18kg
刀具最大直径 (放满刀 / 空邻刀) Maximum tool diameter (full/empty adjacent tools)	mm	110/200	110/200	110/200	110/200	110/200	110/200	110/200	110/200
机床精度 Accuracy									
定位精度 (X/Y/Z) Positioning accuracy (X/Y/Z)	mm	±0.005/300	±0.005/300	±0.005/300	±0.005/300	±0.005/300	±0.005/300	±0.005/300	±0.005/300
重复定位精度 (X/Y/Z) Repetitive positioning accuracy (X/Y/Z)	mm	±0.004	±0.004	±0.005	±0.005	±0.005	±0.005	±0.005	±0.005
其它 Other									
气源 / 气压 Air source/pressure	/	280L/min 6-8bar	280L/min 6-8bar	280L/min 6-8bar	280L/min 6-8bar	280L/min 6-8bar	280L/min 6-8bar	280L/min 6-8bar	280L/min 6-8bar
机床电气总容量 Total electrical capacity of the machine tool	KVA	35	35	40	40	40	40	40	40
水箱容积 Water tank capacity	L	430	430	430	430	430	430	430	430
机床外型尺寸 (X×Y×Z) Machine tool external dimensions (X × Y × Z)	mm	3700×3330×3100	3700×3330×3100	4200×3120×3450	4200×3120×3450	5500×3800×3450	5500×3800×3450	6000×3800×3450	6000×3800×3450
机床重量 Machine weight	Kg	9500	9700	11000	12000	14000	14000	15500	15500

注：该机械规格随品质提高有所变更，对此恕不通知！ The mechanical specifications are subject to change with the increase in quality !

TJ-HM

卧式加工中心系列
Horizontal machining center series

◆ 机床特性
Machine tool characteristics

- 高速 、高精 、承载大 、占地小 、刚性强。
- 拥有同类设备中最佳的大功率 、大扭矩 、重切削特点，可充分发挥高生产和高精度的加工性能。
- 强大的切削能力与卓越的精准度和性能相结合，令铣削与镗孔操作简单易行。
- 可根据程序要求快速换刀，交臂式自动换刀。
- 运用于工业材料深加工和轨道交通设备。

- High speed, high precision, large load-bearing capacity, small footprint, and strong rigidity.
- Having the best high-power, high torque, and heavy cutting characteristics among similar equipment, it can fully leverage the high production and high-precision processing performance.
- The combination of powerful cutting ability with excellent accuracy and performance makes milling and boring operations simple and easy.
- Can quickly change tools according to program requirements, and cross arm automatic tool change.
- Applied to industrial material deep processing and rail transit equipment.

◆ 结构特性
Structural characteristics



◆ 三轴采用大直径滚珠丝杆和高精度线性导轨增加传动刚性确保定位精度。

Three axes adopt large diameter ball screw and high-precision linear guide rail increase transmission rigidity to ensure positioning accuracy.

◆ 回转式工作台交换，采用伺服马达驱动可快速精确的执行交模作业。

Rotary workbench exchange, driven by servo motor can quickly and accurately execute mold handover tasks.

◆ 应用行业
Application industry

发动机等精密箱体类零件加工
Processing of precision box parts such as engines



阀体加工行业
Valve body processing industry



减速机箱体加工行业
Gear box processing industry



多面精密零件加工行业
Multi face precision parts processing industry

◆ 卧式加工中心系列技术参数

Technical parameters of horizontal machining center series

项目	ITEM	单位	TJ-HM50H	TJ-HM63H	TJ-HM80H	TJ-HM1814
加工范围 Machine range						
各轴行程 (X/Y/Z)	Stroke of each axis (X/Y/Z)	mm	800/700/700	1050/850/1000	1400/1200/1350	1800/1400/900
主轴端面至工作台中心距离	Distance from spindle end face to workbench center	mm	150-850	150-1100	150-1500	200-1100
主轴中心至工作台面高度	Height from spindle center to worktable	mm	120-820	120-970	120-1320	30-1340
工件回转空间	Workpiece rotation space	mm	Φ650x900	Φ1000x1000	Φ1300x1450	/
工作台 Worktable						
工作台尺寸 (长 × 宽)	Workbench size (length × Wide)	mm	500×500	630×630	800×800	2000x900
最大承载	Maximum Load	Kg	700	1200	2000	1600
工作台数量 / 分度	Number of workbenches/indexing	/	1/1°	1/1°	1/1°	1/ 旋转工作台（选配） Rotating workbench (optional)
T 型槽 (槽数 - 槽宽 × 间距)	T-slot (number of slots - slot width × Spacing)	/	5-18×100	5-18×125	6-18×100	5-22x165
主轴 Spindle						
主轴转速	Spindle speed	rpm	6000	6000	6000	6000
主轴锥孔	Spindle taper hole	/	BT50	BT50	BT50	BT50
主轴电机功率	Spindle motor power	Kw	11/15	15/18.5	15/18.5	15/18.5
主轴最大扭矩	Maximum torque of the spindle	N.m	105/191	143/236	143/236	143/236
速度 Speed						
快速移动速度 (X/Y/Z)	Fast moving speed (X/Y/Z)	m/min	24	24	24	24
切削进给速度 (X/Y/Z)	Cutting feed rate (X/Y/Z)	m/min	1-10	1-10	1-10	1-10
刀库 Magazine						
刀具数量	Number of tools	把 /Grasp	24	24	24	24
刀具最大直径 / 长度 / 重量	Maximum tool diameter/length/weight	/	Φ110mm/350mm/15kg	Φ110mm/350mm/15kg	Φ110mm/350mm/15kg	Φ110mm/350mm/15kg
刀具最大直径 (放满刀 / 空邻刀)	Maximum tool diameter (full/empty adjacent tools)	mm	110/200	110/200	110/200	110/200
机床精度 Accuracy						
定位精度 (X/Y/Z)	Positioning accuracy (X/Y/Z)	mm	0.012	0.012	0.012	0.02
定位精度 (B)	Positioning accuracy (B)	sec	±5	±5	±5	/
重复定位精度 (X/Y/Z)	Repetitive positioning accuracy (X/Y/Z)	mm	0.008	0.008	0.008	0.01
重复定位精度 (B)	Repetitive positioning accuracy (B)	sec	±1.5	±1.5	±1.5	/
其它 Other						
气源 / 气压	Air source/pressure	MPa	280L/min 6-8bar	280L/min 6-8bar	280L/min 6-8bar	280L/min 6-8bar
机床电气总容量	Total electrical capacity of the machine tool	KVA	35	45	45	50
水箱容积	Water tank capacity	L	270	380	380	380
机床外型尺寸 (长 × 宽 × 高)	Machine tool external dimensions (length × wide × High)	mm	3510×4320×2880	5300×4200×3480	5800×4600×3800	5800×4600×3800
机床重量	Machine weight	kg	8100	14500	16500	14000
数控系统 System						
FANUC 系统	Fanuc system	/	0i MF PLUS（5）	0i MF PLUS（5）	0i MF PLUS（5）	0i MF PLUS（5）

注：该机械规格随品质提高有所变更，对此恕不通知！ The mechanical specifications are subject to change with the increase in quality !

TJ-GM

龙门加工中心系列
Gantry machining center series

◆ 机床特性
Machine tool characteristics

- 高产品稳定性与可靠性。
- 一体式门桥与底座结构。
- 完整的合式附加头，提供更为弹性的加工能力。
- 广泛运用于新能源、模具、航天航空、轨道交通、汽车、医疗、电器等高端制造业。

- The high stability and reliability.
- Integrated door bridge and base structure.
- A complete integrated attachment head provides more elastic processing capability.
- Widely used in high-end manufacturing industries such as new energy, molds, aerospace rail transit, automobiles, healthcare, and electrical appliances.

◆ 结构特性
Structural characteristics

◆ 自动头仓，结构紧凑，实现自动换头，减少加工辅助时间，提高加工效率。

Automatic head compartment, compact structure, achieving automatic head changing reduce processing assistance time and improve processing efficiency.

◆ 采用台湾专业厂家生产高速、高精度、高刚性重载主轴单元，轴向和径向承载能力强。

Adopting the high speed,high-precision,high-rigidity and heavy duty spindle unit with strong axial and radial bearing capacity which is produced by the professional manufacturers in Taiwan.

◆ 应用行业
Application industry

汽车制造行业
Automobile manufacturing industry

自动化设备行业
Automation equipment industry

轨道交通行业
Rail transit industry

模具行业
Mold industry

◆ 龙门加工中心系列技术参数

Technical parameters of gantry machining center series

项目	单位	TJ-GM1612A	TJ-GM1612B	TJ-GM2012A	TJ-GM2012B	TJ-GM3220A	TJ-GM3220B
加工范围 Machine range							
三轴行程 (X/Y/Z) Three axis travel (X/Y/Z)	mm	1600/1300/800	1600/1300/800	2000/1300/800	2000/1300/800	3200/2000/1000	3200/2000/1000
两立柱间距离 Distance between two upright columns	mm	1300	1300	1300	1300	2000	2000
主轴鼻端至工作台面距离 Distance from spindle nose to workbench	mm	150-950	190-990	直联 150-950（皮带 115-915） Direct connection 150-950 (belt 115-915)	190-990	260-1260	205-1205
工作台 Worktable							
工作台尺寸 (长 × 宽) Workbench size (length × Wide)	mm	1600×1000	1600×1000	2000×1000	2000×1000	3000×1800	3000×1800
最大承载 Maximum Load	Kg	2000	2000	3000	3000	6000	10500
T 型槽 (槽数 - 槽宽 × 间距) T-slot (number of slots - slot width × Spacing)	mm	7-22×140	7-22×140	7-22×140	7-22×140	9-22×190	9-22×190
主轴 Spindle							
主轴转速 Spindle speed	rpm	直联 12000（皮带 8000） Direct connection 12000 (belt 8000)	皮带 (Belt)6000	直联 12000（皮带 6000） Direct connection 12000 (belt 6000)	皮带 (Belt)6000	皮带 (Belt)6000	皮带 (Belt)6000
主轴锥孔 Spindle taper hole	/	BT40（BT50）	BT50	BT40(BT50)	BT50	BT50	BT50
主轴电机功率 (发那科) Spindle motor power (Fanuc)	Kw	直联 11/15（皮带 15/18.5） Direct connection 11/15 (belt 15/18.5)	15/18.5	直联 11/15（皮带 15/18.5） Direct connection 11/15 (belt 15/18.5)	15/18.5	22/26	22/26
主轴输出扭矩 Spindle output torque	N.m	直联 52.5/118（皮带 143/236） Direct connection 52.5/118 (belt 143/236)	143/236	直联 52.5/118（皮带 143/236） Direct connection 52.5/118 (belt 143/236)	143/236	210/429	210/429
速度 Speed							
快速移动速度 (X/Y/Z 轴) Rapid movement speed (X/Y/Z axis)	m/min	15/15/15	15/15/10	15/15/15	15/15/10	15/15/15	15/15/10
切削进给速度 (X/Y/Z 轴) Cutting feed rate (X/Y/Z axis)	m/min	10/10/10	10/10/6	10/10/10	10/10/10	10/10/10	10/10/10
刀库 Magazine							
刀具数量 Number of tools	把 /Grasp	24	24	24	24	24（40）	24（40）
刀具最大直径 / 长度 / 重量 Maximum tool diameter/length/weight	/	直联/Direct connection Φ75mm/300mm/7kg (皮带/BeltΦ110mm/350mm/15kg)	Φ110mm/350mm/15kg	直联/Direct connection Φ75mm/300mm/7kg (皮带/ BeltΦ110mm/350mm/15kg)	Φ110mm/350mm/15kg	Φ110mm/350mm/15kg	Φ110mm/350mm/15kg
刀具最大直径 (放满刀 / 空邻刀) Maximum tool diameter (full/empty adjacent tools)	mm	直联 75/150（皮带 110/200） Direct connection 75/150 (belt 110/200)	110/200	直联 75/150（皮带 110/200） Direct connection 75/150 (belt 110/200)	110/200	110/200	110/200
机床精度 Accuracy							
定位精度 (X/Y/Z) Positioning accuracy (X/Y/Z)	mm	0.020/0.020/0.012	0.020/0.020/0.015	0.020/0.020/0.012	0.020/0.020/0.015	0.025/0.025/0.015	0.025/0.025/0.015
重复定位精度 (X/Y/Z) Repetitive positioning accuracy (X/Y/Z)	mm	0.009/0.009/0.008	0.009/0.009/0.008	0.009/0.009/0.008	0.009/0.009/0.008	0.012/0.012/0.008	0.012/0.012/0.008
其它 Other							
气源 / 气压 Air source/pressure	/	280L/min 6-8bar	280L/min 6-8bar	280L/min 6-8bar	280L/min 6-8bar	280L/min 6-8bar	280L/min 6-8bar
水箱容积 Water tank capacity	L	370	370	370	370	530	530
机床电气总容量 Total electrical capacity of the machine tool	KVA	35（40）	45	35	45	45	45
机床重量 Machine weight	kg	14000	14500	16000	16500	32000	32500
机床外型尺寸 (X×Y×Z) Machine tool external dimensions (X × Y × Z)	mm	5400×3500×3900	5400×3500×3900	5800×3300×3900	5800×3300×3900	9500×4800×5000	9500×4800×5000

注：该机械规格随品质提高有所变更，对此恕不通知！ The mechanical specifications are subject to change with the increase in quality !

◆ 龙门加工中心系列技术参数

Technical parameters of gantry machining center series

项目	单位	TJ-GM4220A	TJ-GM4220B	TJ-GM6032B	TJ-GM8037B	TJ-GM10046B	TJ-GM12050B
加工范围 Machine range							
三轴行程 (X/Y/Z) Three axis travel (X/Y/Z)	mm	4200/2000/1000	4200/2000/1000	6000/3200/1250	8000/3700/1250	10000/4600/1250	12000/5000/1250
两立柱间距离 Distance between two upright columns	mm	2000	2000	3200	3700	4600	5000
主轴鼻端至工作台面距离 Distance from spindle nose to workbench	mm	260-1260	205-1205	350-1600	300-1550	250-1500	250-1500
工作台 Worktable							
工作台尺寸 (长 × 宽) Workbench size (length × Wide)	mm	4000×1800	4000×1800	6000x2500	8000x2500	10000x3000	12000x3000
最大承载 Maximum Load	Kg	9000	9000	25000	30000	30000	30000
T 型槽 (槽数 - 槽宽 × 间距) T-slot (number of slots - slot width × Spacing)	mm	9-22×190	9-22×190	11-28×200	11-28×200	15-28×200	15-28×200
主轴 Spindle							
主轴转速 Spindle speed	rpm	皮带 (Belt)6000	皮带 (Belt)6000	皮带 (Belt)6000	皮带 (Belt)6000	皮带 (Belt)6000	皮带 (Belt)6000
主轴锥孔 Spindle taper hole	/	BT50	BT50	BT50	BT50	BT50	BT50
主轴电机功率 (发那科) Spindle motor power (Fanuc)	Kw	22/26	22/26	30	30	30	30
主轴输出扭矩 Spindle output torque	N.m	210/429	210/429	373/561	373/561	373/561	373/561
速度 Speed							
快速移动速度 (X/Y/Z 轴) Rapid movement speed (X/Y/Z axis)	m/min	12/12/12	12/12/10	8/8/8	8/8/8	8/8/8	6/8/8
切削进给速度 (X/Y/Z 轴) Cutting feed rate (X/Y/Z axis)	m/min	8/8/8	8/8/8	5/5/5	5/5/5	5/5/5	5/5/5
刀库 Magazine							
刀具数量 Number of tools	把 /Grasp	24（40）	24（40）	24（40）	24（40）	24（40）	24（40）
刀具最大直径 / 长度 / 重量 Maximum tool diameter/length/weight	/	Φ110mm/350mm/15kg	Φ110mm/350mm/15kg	Φ110mm/350mm/15kg	Φ110mm/350mm/15kg	Φ110mm/350mm/15kg	Φ110mm/350mm/15kg
刀具最大直径 (放满刀 / 空邻刀) Maximum tool diameter (full/empty adjacent tools)	mm	110/200	110/200	110/200	110/200	110/200	110/200
机床精度 Accuracy							
定位精度 (X/Y/Z) Positioning accuracy (X/Y/Z)	mm	0.030/0.025/0.020	0.030/0.025/0.020	0.041/0.030/0.020	0.054/0.030/0.020	0.054/0.030/0.020	0.054/0.030/0.020
重复定位精度 (X/Y/Z) Repetitive positioning accuracy (X/Y/Z)	mm	0.015/0.015/0.008	0.015/0.015/0.008	0.025/0.018/0.012	0.031/0.018/0.012	0.031/0.018/0.012	0.031/0.018/0.012
其它 Other							
气源 / 气压 Air source/pressure	/	280L/min 6-8bar	280L/min 6-8bar	280L/min 6-8bar	280L/min 6-8bar	280L/min 6-8bar	280L/min 6-8bar
水箱容积 Water tank capacity	L	530	530	700	800	1200	1200
机床电气总容量 Total electrical capacity of the machine tool	KVA	45	45	65	65	70	70
机床重量 Machine weight	kg	42000	42500	80000	98000	120000	150000
机床外型尺寸 (X×Y×Z) Machine tool external dimensions (X × Y × Z)	mm	12000×5000×5000	12000×5000×5000	14645x7500x5200(半包围) 14645x7500x5200 (semi enclosed)	19100x9000x7600(半包围) 19100x9000x7600 (semi enclosed)	23000x10000x7600(半包围) 19100x9000x7600 (semi enclosed)	30000x11000x7600(半包围) 30000x11000x7600 (semi enclosed)

注：该机械规格随品质提高有所变更，对此恕不通知！ The mechanical specifications are subject to change with the increase in quality !

TJ-VU

五轴加工中心系列
Five axis machining center series

◆ 机床特性
Machine tool characteristics

- 采用五轴联动控制系统，具备 RTCP 刀尖追随功能，可一次性加工多个复杂面。
- 设有主轴防护装置，确保操作人员人生安全，配备自动排屑功能。
- 一次装夹可以完成钻孔、铣削、倒角、刚性攻丝等加工程序。
- 采用自动定位气动夹具，可快速加紧工件，大大提高加工效率。

- Adopting a five axis linkage control system with RTCP tool tracking function, it can process multiple complex surfaces with one setup.
- Equipped with spindle protection device to ensure the safety of operators, equipped with automatic chip removal function.
- One clamping can complete machining procedures such as drilling, milling, chamfering and rigid tapping.
- Using automatic positioning pneumatic fixtures, the workpiece can be quickly tightened, greatly improving processing efficiency.

◆ 结构特性
Structural characteristics





◆ 采用进口高精度主轴，标准转速 30000r/min 并带有主轴气幕保护装置，确保寿命长，高精度、性能稳定。

Adopting imported high-precision spindle with a standard speed of 30000 r/min and equipped with spindle air curtain protection device, ensuring long service life, high precision, and stable performance.

◆ 旋转工作台以单边驱动，双边支撑之先进设计提供极佳的性能与精度。

The advanced design of the rotary workbench with single side drive and bilateral support provides excellent performance and accuracy.

◆ 应用行业
Application industry

航空、航天加工行业
Aerospace processing industry

医疗器械行业
Medical device industry

汽车零部件行业
Automotive parts industry

精密模具行业
Precision mold industry

◆ 五轴加工中心系列技术参数

Technical parameters of the five axis machining center series

项目	单位	TJ-V125U	TJ-V200U	TJ-V350U	TJ-V500U
行程范围 Travel Range					
行程 X/Y/Z Travel X/Y/Z	mm	350/220/200	500/280/300	650/420/350	800/600/450
B 轴旋转范围 B-axis rotation range	°	+110°~ -110°	+30°~ -110°	+30°~ -110°	+30°~ -110°
C 轴旋转范围 C-axis rotation range	°	360°	360°	360°	360°
主轴鼻端到工作台面的距离 Distance from spindle nose to worktable	mm	80-280	100-400	100-450	100-600
工作台 Worktable					
工作台尺寸 Workbench size	mm	Φ125	Φ260	Φ350	Φ500
工作台最大承重 Maximum load-bearing capacity of the workbench	Kg	30	50	100	450
T 型槽 (槽数 - 槽宽 * 间距) T-slot (number of slots - slot width * spacing)	mm	4-14*90°（均布 /Uniformly distributed）	4-14*45°（均布 /Uniformly distributed）	8-14*45°（均布 /Uniformly distributed）	5-14*100（均布 /Uniformly distributed）
速度 Speed					
X/Y/Z 轴快移速度 X/Y/Z axis fast moving speed	mm/min	24000	24000	24000	36000
B/C 轴快移旋转速度 B/C axis fast moving rotation speed	r/min	250/400	200/250	60/200	50/100
机床精度 Accuracy					
X/Y/Z 轴定位精度 X/Y/Z axis positioning accuracy	mm	0.006/0.006/0.006	0.006/0.006/0.006	0.006/0.006/0.006	0.008/0.006/0.006
X/Y/Z 轴重复定位精度 X/Y/Z axis repeated positioning accuracy	mm	0.004/0.004/0.004	0.004/0.004/0.004	0.004/0.004/0.004	0.005/0.004/0.004
B/C 轴定位精度 B/C-axis positioning accuracy	sec	±10/±10	±10/±10	±10/±10	±10/±10
B/C 轴重复定位精度 B/C-axis repeated positioning accuracy	sec	±2/±2	±2/±2	±2/±2	±2/±2
主轴 Spindle					
主轴电机功率 Spindle motor power	kW	6.0/9.0	8.5/12.75	13	20
主轴电机扭矩 (S1/S6) Spindle motor torque (S1/S6)	Nm	2.8/4.3	8.1/12.15	20	30.7/36.8
主轴转速 Spindle speed	r/min	0-36000	0~30000	0~24000	0-20000
刀柄规格 Knife handle specifications	/	HSK E32	HSK E40	HSK E50	HSK A63
刀库 Magazine					
刀库结构 Tool magazine structure	/	伞形刀库 /Umbrella shaped knife magazine	伞形刀库 /Umbrella shaped knife magazine	伞形刀库 /Umbrella shaped knife magazine	伞形刀库 /Umbrella shaped knife magazine
刀库容量 tool magazine	把 /Grasp	13	20	24	24
最大刀具长度 / 重量 Maximum tool length/weight	/	100mm/0.8Kg	150mm/1.2Kg	200mm/2Kg	200/4Kg
最大直径 (满刀 / 邻空刀) Maximum diameter (full blade/adjacent empty blade)	MM	Ø40/Ø60	Ø40/Ø60	Ø50/Ø100	Ø75/Ø150
其它 Other					
气源需求压力 Air supply demand pressure	MPa	0.6~0.8	0.6~0.8	0.6~0.8	0.6~0.8
电气总容量 Total electrical capacity	kW	25	32	42	50
机床外形尺寸（长 * 宽 * 高） Machine tool dimensions (length * width * height)	mm	2000*2500*2300	2355*2205*2860	3600*4200*3200	4000*4200*3200
主机重量（约） Host weight (approximately)	KG	3000	5300	7800	8500

注：该机械规格随品质提高有所变更，对此恕不通知！ The mechanical specifications are subject to change with the increase in quality！



汽车制造行业
Automobile manufacturing industry

医疗器械行业
Medical device industry

应用行业
APPLICATION INDUSTRY

售前服务
Pre-sale

台劲数控机械工程师们以为客户提供卓越的售前服务为宗旨，以满足客户需求、提升客户体验，致力于提供更好的定制化服务为前提，为客户量身打造经济高效的设计配置方案、加工工艺方案、夹具方案、刀具方案及工厂规划方案等。

The purpose of Taijin CNC mechanical engineers is to provide excellent pre-sales service to customers, to meet customer needs, improve customer experience, and to provide better customized services. We are committed to creating cost-effective design configuration plans, processing process plans, fixture plans, tool plans, and factory planning plans tailored to customers.

售后服务
After-sale service

品质保证： 整机一年内免费保修，终身服务。

全天服务： 24 小时电话线上服务，两小时内作出答复。

快速回应： 及时到达客户现场，最晚不超过 48 小时。

专业团队： 台劲数控售后工程师们拥有全面的专业技术坚持用心提供优质服务，细心的记录每一个细节，关注客户的每一项需求。

服务电话： 0739-5361333

Quality assurance: Free warranty for the entire machine within one year, lifelong service.

Full day service: 24-hour telephone online service, reply within two hours.

Quick response: Arrive at the customer's site in a timely manner no later than 48 hours.

Professional team: Taijin CNC after-sales engineers have comprehensive professional skills, adhere to providing high-quality service with dedication, carefully record every detail, and pay attention to every customer's needs.

Service hotline: 0739-5361333

航天航空行业
Aerospace industry

5G 通讯行业
5G communication industry

销售区域
SALES AREA

全国多点销售办事处 欢迎您的到来
Welcome to our national multi-point sales office